

CHARACTERISTICS

Dry red wine

Alcohol content: 11 % vol.

Sugar content: 5 g/L

TASTING NOTES


Wine of a red colour with some ruby tones, of intense aroma of red fruits, delicious, fresh with long finish.

A PERFECT PARTNER FOR

Perfect to accompany all types of meat, appetizers, cheese, rice, vegetable soups and mushrooms.

LOGISTICS

Bottle	Bordeaux 75 cl 300 mm
Bottles/carton	6
Cartons/20 ft (handloaded)	2800
Cartons/40 ft (with European pallets)	3125
Bottles/carton	12
Cartons/20 ft (with European pallets)	1330
Cartons/40 ft (with European pallets)	1500



CHARACTERISTICS

Dry white wine

Alcohol content: 10.5 % vol.

Sugar content: 5 g/L

TASTING NOTES

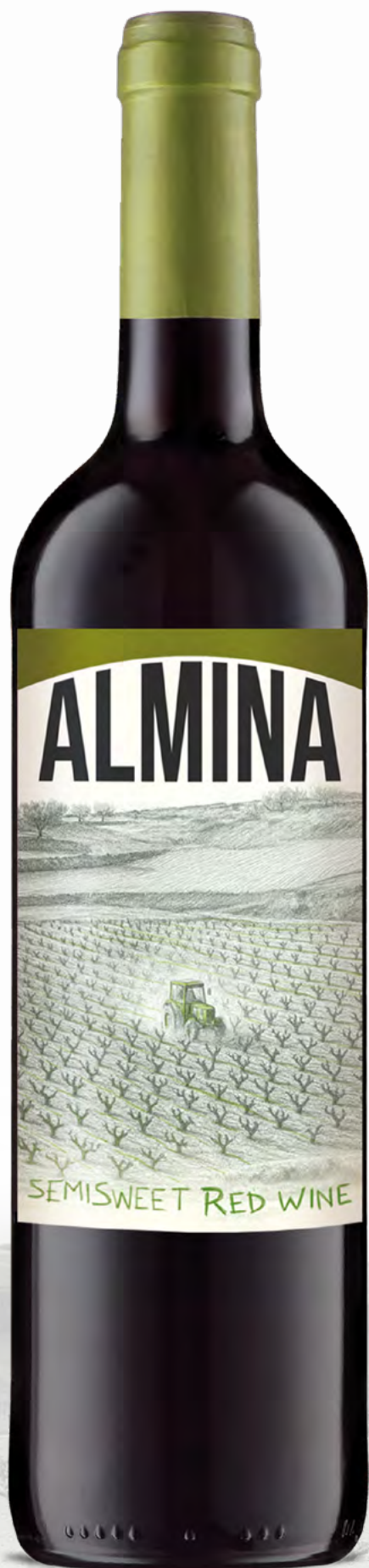
Wine with a pale yellow colour and an intense and fresh aroma. In mouth delicious, fruity and with good acidity.

A PERFECT PARTNER FOR

It is the perfect companion for poultry and white fish, as well as seafood, rice and salads.

LOGISTICS

Bottle	Bordeaux 75 cl 300 mm
Bottles/carton	6
Cartons/20 ft (handloaded)	2800
Cartons/40 ft (with European pallets)	3125
Bottles/carton	12
Cartons/20 ft (with European pallets)	1330
Cartons/40 ft (with European pallets)	1500



CHARACTERISTICS

Semisweet red wine

Alcohol content: 10 % vol.

Sugar content: 25 g/L

TASTING NOTES


Wine of a red deep colour with some ruby tones, with a powerful nose, tasty and full-bodied.

A PERFECT PARTNER FOR

Soups, light meals and even for drinking on its own.

LOGISTICS

Bottle	Bordeaux 75 cl 300 mm
Bottles/carton	6
Cartons/20 ft (handloaded)	2800
Cartons/40 ft (with European pallets)	3125
Bottles/carton	12
Cartons/20 ft (with European pallets)	1330
Cartons/40 ft (with European pallets)	1500



CHARACTERISTICS

Semisweet white wine

Alcohol content: 10 % vol.

Sugar content: 25 g/L

TASTING NOTES

White wine of bright pale yellow color.

Fresh, fruity, sweet and easy to drink.

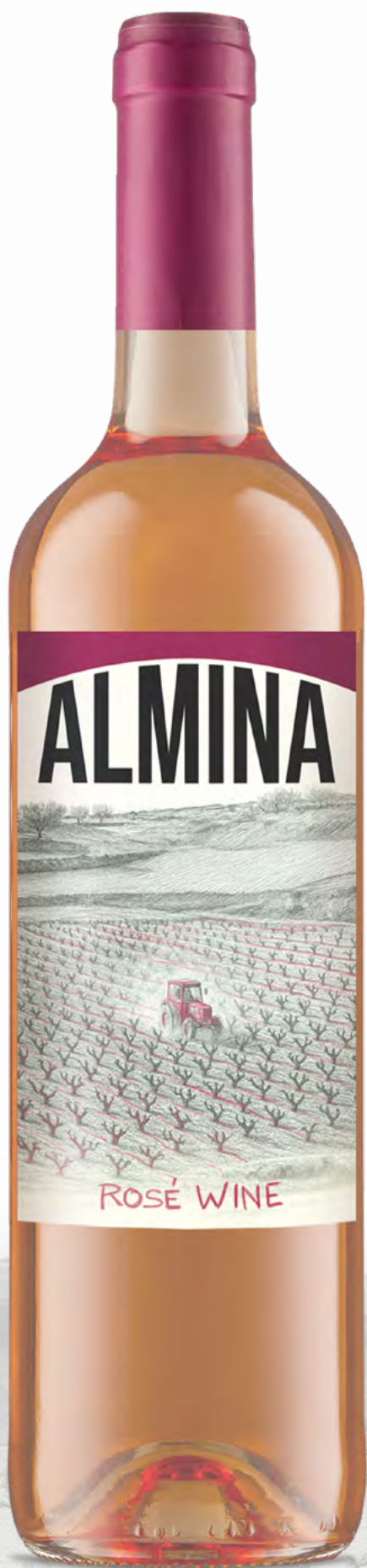
Good acidity and pleasant on the palate.

A PERFECT PARTNER FOR

Blue fish, seafood salads or to drink on its own.

LOGISTICS

Bottle	Bordeaux 75 cl 300 mm
Bottles/carton	6
Cartons/20 ft (handloaded)	2800
Cartons/40 ft (with European pallets)	3125
Bottles/carton	12
Cartons/20 ft (with European pallets)	1330
Cartons/40 ft (with European pallets)	1500



CHARACTERISTICS

Dry rosé wine

Alcohol content: 10.5 % vol.

Sugar content: 5 g/L

TASTING NOTES

A medium-intensity rosé coloured wine, with a pronounced intensity aroma and floral hints. In mouth aromatic, fresh and tasty. Ideal for any time of the day.

A PERFECT PARTNER FOR

It is ideal to accompany salads, soups, pasta, fish, seafood, white meat and soft cheeses.

LOGISTICS

Bottle	Bordeaux 75 cl 300 mm
Bottles/carton	6
Cartons/20 ft (handloaded)	2800
Cartons/40 ft (with European pallets)	3125
Bottles/carton	12
Cartons/20 ft (with European pallets)	1330
Cartons/40 ft (with European pallets)	1500